

# CHALLENGING PROBLEMS

# WORTH SOLVING

**ROBERT KAPLINSKY**

[robertkaplinsky.com/gsdmc16](http://robertkaplinsky.com/gsdmc16)

@robertkaplinsky



# GOALS

WHY DO WE NEED THEM?

WHY ARE THEY DIFFERENT?

HOW DO YOU IMPLEMENT THEM?

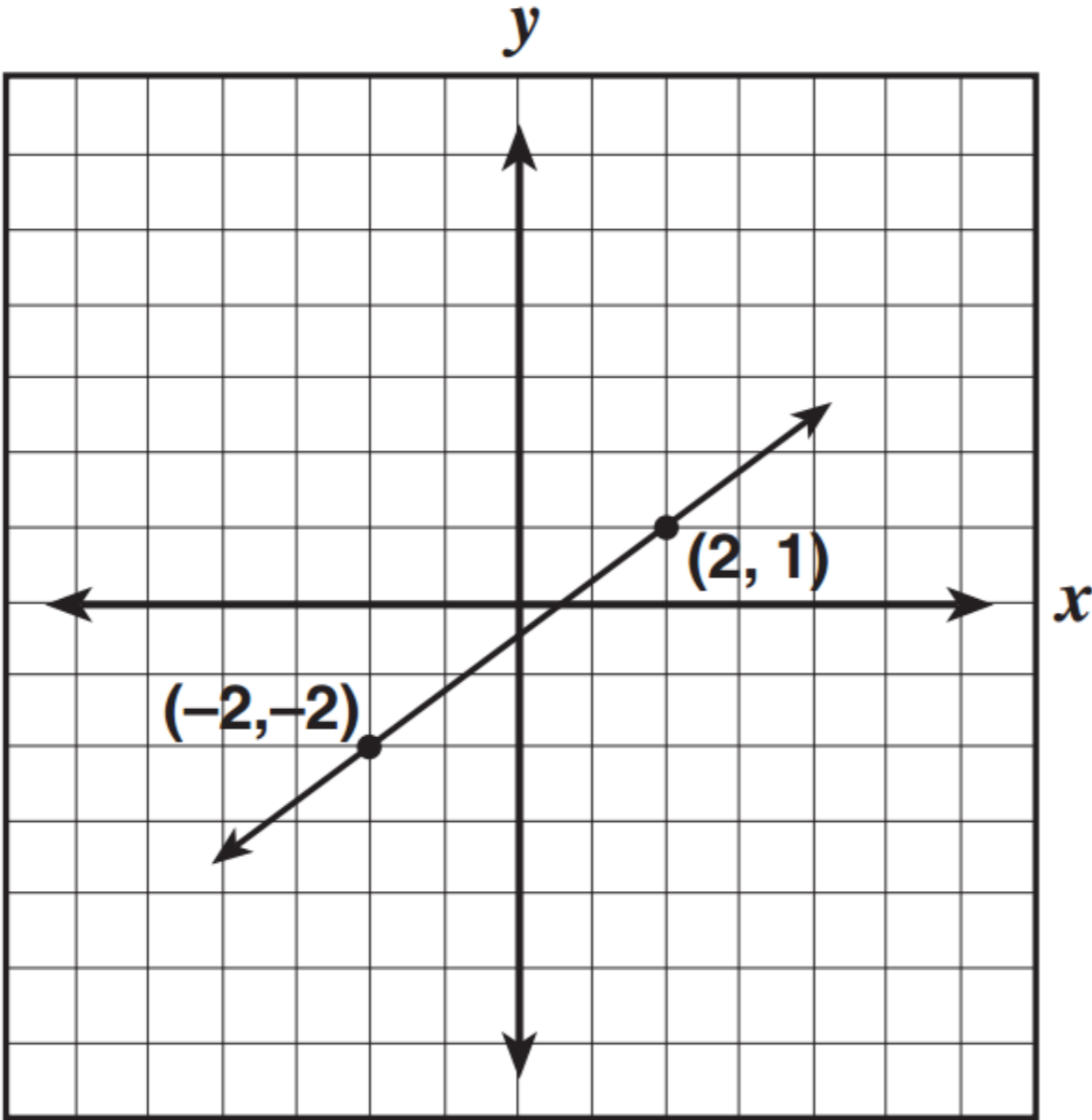
HOW DO YOU CREATE YOUR OWN?

WHERE DO YOU GET OTHERS?

Student Name	ID Number	Perf. Level	Scaled Score	Mathematics Clusters									
				(Clusters where the percent correct is shown in bold represent proficiency for that cluster.)									
				Rational numbers		Exponents, powers, and roots		Quantitative relationships and evaluating expressions		Multi-step problems, graphing, and functions		Measurement and geometry	
Number Correct	Percent Correct	Number Correct	Percent Correct	Number Correct	Percent Correct	Number Correct	Percent Correct	Number Correct	Percent Correct	Number Correct	Percent Correct		
AMANDA, AMANDA	112000	ADV	476	13	93%	8	100%	8	80%	14	93%	12	92%
AMANDA, AMANDA B	112001	ADV	464	13	93%	7	88%	8	80%	15	100%	11	85%
AMANDA, AMANDA C	112002	ADV	453	10	71%	8	100%	10	100%	14	93%	11	85%
AMANDA, AMANDA D	112003	ADV	453	13	93%	8	100%	9	90%	12	80%	11	85%
AMANDA, AMANDA E	112004	ADV	444	14	100%	7	88%	8	80%	13	87%	10	77%
AMANDA, AMANDA F	112005	ADV	444	12	86%	8	100%	8	80%	15	100%	10	77%
AMANDA, AMANDA G	112006	ADV	444	13	93%	8	100%	8	80%	14	93%	9	69%
AMANDA, AMANDA H	112007	ADV	435	12	86%	6	75%	9	90%	14	93%	10	77%
AMANDA, AMANDA I	112008	ADV	435	12	86%	6	75%	8	80%	14	93%	11	85%
AMANDA, AMANDA J	112009	ADV	435	13	93%	7	88%	9	90%	12	80%	10	77%
AMANDA, AMANDA K	112010	ADV	427	13	93%	6	75%	9	90%	12	80%	10	77%
AMANDA, AMANDA L	112011	ADV	427	13	93%	7	88%	6	60%	13	87%	11	85%
AMANDA, AMANDA M	112012	ADV	427	14	100%	5	63%	7	70%	14	93%	10	77%
AMANDA, AMANDA N	112013	ADV	421	13	93%	6	75%	6	60%	14	93%	10	77%
AMANDA, AMANDA O	112014	ADV	421	11	79%	5	63%	9	90%	13	87%	11	85%
AMANDA, AMANDA P	112015	ADV	414	12	86%	6	75%	8	80%	11	73%	11	85%
AMANDA, AMANDA Q	112016	ADV	414	12	86%	8	100%	8	80%	13	87%	8	62%
AMANDA, AMANDA R	112017	PRO	408	11	79%	6	75%	9	90%	11	73%	10	77%
AMANDA, AMANDA S	112018	PRO	402	12	86%	8	100%	9	90%	8	53%	11	85%
AMANDA, AMANDA T	112019	PRO	402	8	57%	7	88%	8	80%	13	87%	10	77%
AMANDA, AMANDA U	112020	PRO	402	13	93%	6	75%	7	70%	13	87%	8	62%
AMANDA, AMANDA V	112021	PRO	402	11	79%	5	63%	7	70%	11	73%	12	92%
AMANDA, AMANDA W	112022	PRO	402	13	93%	7	88%	9	90%	10	67%	7	54%
AMANDA, AMANDA X	112023	PRO	402	13	93%	7	88%	7	70%	11	73%	8	62%
AMANDA, AMANDA Y	112024	PRO	396	10	71%	6	75%	9	90%	14	93%	7	54%
AMANDA, AMANDA Z	112025	PRO	396	12	86%	8	100%	6	60%	9	60%	11	85%
AMANDA, AMANDA AA	112026	PRO	380	10	71%	7	88%	8	80%	11	73%	7	54%
AMANDA, AMANDA AB	112027	PRO	375	14	100%	5	63%	6	60%	10	67%	6	46%
AMANDA, AMANDA AC	112028	PRO	375	8	57%	7	88%	8	80%	11	73%	8	62%
AMANDA, AMANDA AD	112029	PRO	375	10	71%	5	63%	8	80%	11	73%	8	62%
AMANDA, AMANDA AE	112030	PRO	375	12	86%	4	50%	6	60%	12	80%	7	54%

**52**

**What is the slope of this line?**



- A**  $\frac{1}{2}$
- B**  $\frac{3}{4}$
- C** 1
- D**  $\frac{4}{3}$





# GOALS

- WHY DO WE NEED THEM?
- WHY ARE THEY DIFFERENT?
- HOW DO YOU IMPLEMENT THEM?
- HOW DO YOU CREATE YOUR OWN?
- WHERE DO YOU GET OTHERS?

# PROBLEM ONE

Solve for  $x$ .

$$21 + x = 70$$



# PROBLEM TWO

Using the digits 1 to 9, at most one time each, create two equations: one where  $x$  has a positive value and one where  $x$  has a negative value.

$$\boxed{\phantom{00}} \boxed{\phantom{00}} + x = \boxed{\phantom{00}} \boxed{\phantom{00}}$$

# PROBLEM THREE

Using the digits 1 to 9, at most one time each, create an equation where  $x$  has the greatest possible value.

$$\boxed{\phantom{00}} + x = \boxed{\phantom{00}}$$



Robert Kaplinsky

@robertkaplinsky

MS & HS #MTBoS Ts, please ask your Ss these 3 ?s and put the % who answered correctly here:

[docs.google.com/forms/d/e/1FAI](https://docs.google.com/forms/d/e/1FAI...) .... Answers at top of form.

**PROBLEM ONE**  
Solve for x.  
 $21 + x = 7$

**PROBLEM TWO**  
Using the digits 1 to 9, at most one time each, create two equations: one where x has a positive value and one where x has a negative value.  
 $\square\square + x = \square\square$

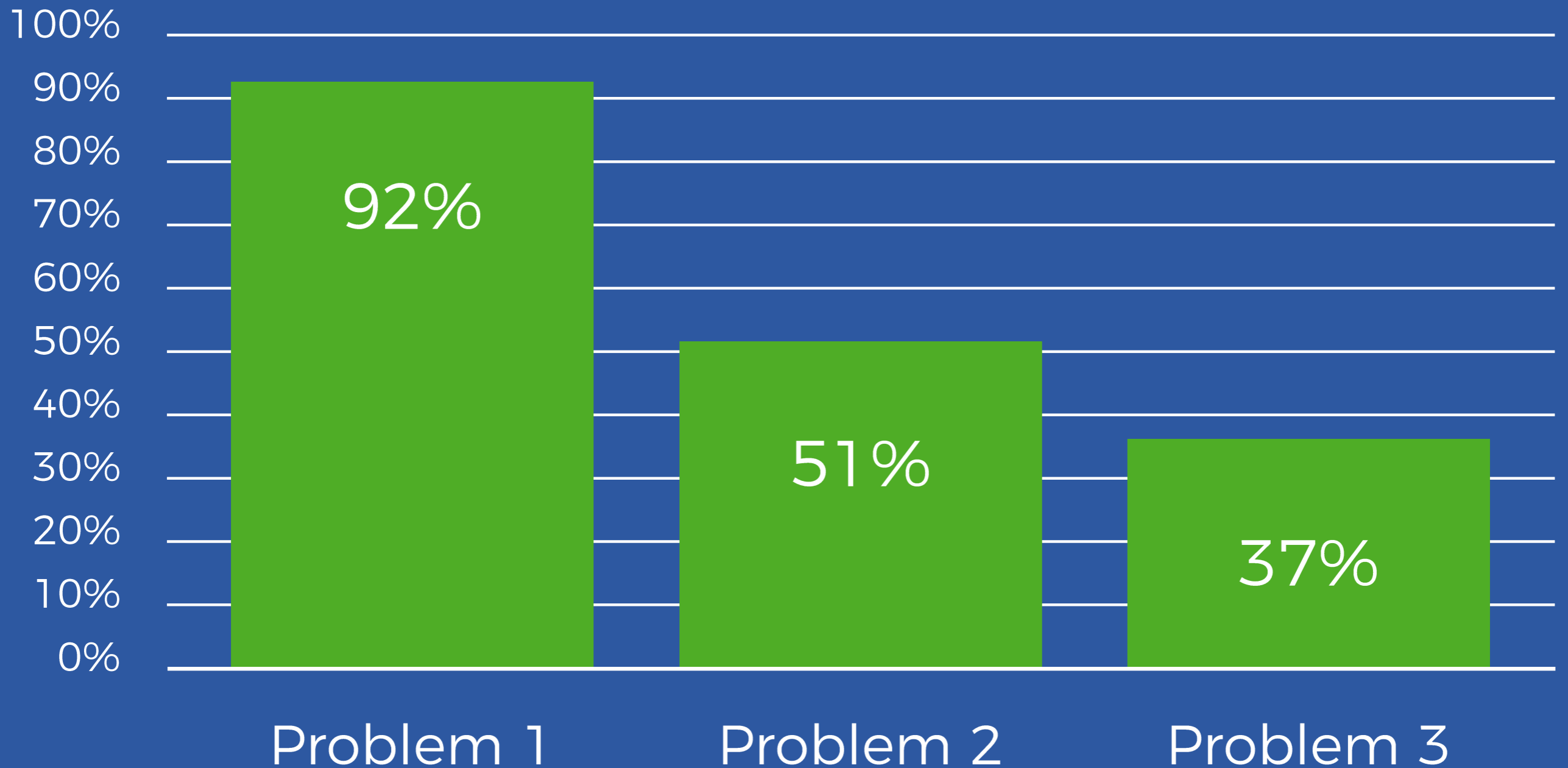
**PROBLEM THREE**  
Using the digits 1 to 9, at most one time each, create an equation where x has the greatest possible value.  
 $\square\square + x = \square\square$

RETWEETS  
36

LIKES  
54



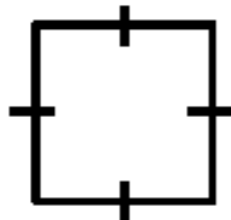
# PROBLEM RESULTS



# Depth of Knowledge Matrix - Secondary Math

Topic	Dividing Fractions	Solving One-Step Equations	Exponents	Solving Equations with Variables on Both Sides
CCSS Standard(s)	<ul style="list-style-type: none"> <li>6.NS.1</li> </ul>	<ul style="list-style-type: none"> <li>7.EE.4a</li> </ul>	<ul style="list-style-type: none"> <li>8.EE.1</li> </ul>	<ul style="list-style-type: none"> <li>8.EE.8</li> <li>A-REI.3</li> </ul>
DOK 1 Example	Evaluate. $\frac{4}{9} \div \frac{2}{5}$	Solve for x. $21 + x = 70$	Evaluate. $3^4$	Solve for x. $3x + 2 = -2x + 4$
DOK 2 Example	Use the digits 1 to 9, at most one time each, to fill in the boxes to make two different pairs of fractions that have a quotient of 2/3. $\frac{\square}{\square} \div \frac{\square}{\square} = \frac{2}{3}$	Use the digits 1 to 9, at most one time each, to create two equations: one where x has a positive value and one where x has a negative value. $\square\square + x = \square\square$	Use the digits 1 to 9, at most one time each, to fill in the boxes to make two true number sentences. $\square^{\square} = 64$	Use the digits 1 to 9, at most <u>two</u> times each, to fill in the boxes to make an equation with no solutions. $\square x + \square = \square x + \square$
DOK 3 Example	Use the digits 1 to 9, at most one time each, to fill in the boxes to make two fractions that have a quotient that is as close to 4/11 as possible. $\frac{\square}{\square} \div \frac{\square}{\square}$	Use the digits 1 to 9, at most one time each, to create an equation where x has the greatest possible value. $\square\square + x = \square\square$	Use the digits 1 to 9, at most one time each, to fill in the boxes to make a result that has the greatest value possible. $\square^{\square} = \square\square\square$	Use the digits 1 to 9, at most one time each, to fill in the boxes so that the solution is closest to zero. $\square x + \square = \square x + \square$

# Depth of Knowledge Matrix - Secondary Math

Topic	Geometric Proofs	Complex Numbers	Trigonometric Functions	Definite Integral
CCSS Standard(s)	<ul style="list-style-type: none"> <li>G-CO.11</li> </ul>	<ul style="list-style-type: none"> <li>N-CN.2</li> </ul>	<ul style="list-style-type: none"> <li>F-TF.3</li> </ul>	<ul style="list-style-type: none"> <li>N/A</li> </ul>
DOK 1 Example	Add one geometric marking to demonstrate the quadrilateral is a square. 	Multiply the binomials. $(3 + 4i)(2 + 3i)$	Evaluate. $\sin \frac{\pi}{3}$	Solve. $\int_2^6 x^3 dx$
DOK 2 Example	Use exactly 5 geometric markings to show that a quadrilateral is a square.	Use the integers -9 to 9, at most one time each, to fill in the boxes twice: once to make a positive real number product and once to make a negative real number product. $(\square + \square i)(\square + \square i)$	Use the digits 1 to 9, at most one time each, to fill in the boxes and make two true number sentences. $\sin \frac{\square \pi}{\square} = 1$	Use the digits 1 to 9, at most one time each, to fill in the boxes and make a positive and a negative solution. $\int_{\square}^{\square} x^{\square} dx$
DOK 3 Example	What is the least number of geometric markings needed to demonstrate that a quadrilateral is a square?	Use the integers -9 to 9, at most one time each, to fill in the boxes and make a real number product with the greatest value. $(\square + \square i)(\square + \square i)$	Use the digits 1 to 9, at most one time each, to fill in the boxes to make two true number sentences. $\sin \frac{\square \pi}{\square} = \frac{\sqrt{\square}}{\square}$	Use the digits 1 to 9, at most one time each, to fill in the boxes and make a solution that is as close to 100 as possible. $\int_{\square}^{\square} x^{\square} dx$

# GOALS

WHY DO WE NEED THEM?

WHY ARE THEY DIFFERENT?

HOW DO YOU IMPLEMENT THEM?

HOW DO YOU CREATE YOUR OWN?

WHERE DO YOU GET OTHERS?

# IMPLEMENTATION

- Open Middle Worksheet



First attempt:

Points: \_\_\_\_/2 attempt \_\_\_\_/2 explanation

What did you learn from this attempt? How will your strategy change on your next attempt?

# IMPLEMENTATION

- Open Middle Worksheet
- Classwork
  - Single problem for entire class
  - Extensions menu

### QUESTION #1

Use the digits 1 to 9, at most one time each, to create an equation where  $x$  has the greatest possible value.

$$\square\square + x = \square\square$$

4 points

### QUESTION #2

Solve for  $x$ .

$$3x + 7 = 19$$

1 point

### QUESTION #3

Use the digits 1 to 9, at most one time each, to create two equations: one where  $x$  has a positive value and one where  $x$  has a negative value.

$$\square\square + x = \square\square$$

2 points

### QUESTION #4

Use the digits 1 to 9, at most one time each, to make each equation true.

$$\square + a = \square$$

$$\square b = \square$$

$$c - \square = \square$$

$$a = \square, b = \square,$$

$$c = \square$$

## SOLVING EQUATIONS EXTENSION MENU

You must earn at least 12 points by doing the problems of your choice. Circle the questions you have answered.

### QUESTION #5

Use the digits 1 to 9, at most one time each, to create an equation where  $x$  has the greatest possible value.

$$\square x + \square = \square$$

4 points

# IMPLEMENTATION

- Open Middle Worksheet
- Classwork
  - Single problem for entire class
  - Extensions menu
- Homework
- Assessments

# GOALS

WHY DO WE NEED THEM?

WHY ARE THEY DIFFERENT?

HOW DO YOU IMPLEMENT THEM?

HOW DO YOU CREATE YOUR OWN?

WHERE DO YOU GET OTHERS?

# STEP ONE

- Find a One-Operation Problem
  - Addition
  - Subtraction
  - Multiplying
  - Dividing
  - Exponents (including square root)
  - Trigonometric functions

# ADDING 2-DIGIT NUMBERS

Solve.

$$41 + 36 =$$

# MULTIPLYING FRACTIONS

Solve.

$$\frac{3}{7} \times \frac{2}{9} =$$



# TRIGONOMETRY

Solve.

$$\sin \frac{\pi}{3} =$$

# STEP TWO

- Go from DOK 1 to DOK 2
  - Strategically remove some information from the problem to prevent immediate calculation
  - Increase the quantity of solutions needed to increase the need to look for patterns

# ADDING 2-DIGIT NUMBERS

Using the digits 1 to 9, at most one time each, fill in the boxes to make two different pairs of two-digit numbers that have a sum of 71.

$$\boxed{\phantom{00}} \boxed{\phantom{00}} + \boxed{\phantom{00}} \boxed{\phantom{00}} = 71$$

# MULTIPLYING FRACTIONS

Using the digits 1 to 9, at most one time each, fill in the boxes to make two different pairs of fractions that have a product of  $\frac{2}{3}$ .

$$\frac{\boxed{\phantom{00}}}{\boxed{\phantom{00}}} \times \frac{\boxed{\phantom{00}}}{\boxed{\phantom{00}}} = \frac{2}{3}$$

# TRIGONOMETRY

Using the digits 1 to 9, at most one time each, fill in the boxes to make two true number sentences.

$$\sin \frac{\boxed{\phantom{00}}\pi}{\boxed{\phantom{00}}} = 0$$

# STEP THREE

- Go from DOK 2 to DOK 3
  - Introduce the need to optimize the solution by making the greatest or least product / sum / difference / quotient / answer.
  - Another optimization option is make the answer closest to a specific value.

# ADDING 2-DIGIT NUMBERS

Using the digits 1 to 9, at most one time each, fill in the boxes to make the smallest sum.

$$\boxed{\phantom{00}} \boxed{\phantom{00}} + \boxed{\phantom{00}} \boxed{\phantom{00}} = \boxed{\phantom{00}} \boxed{\phantom{00}}$$

# MULTIPLYING FRACTIONS

Using the digits 1 to 9, at most one time each, fill in the boxes to make two fractions that have a product that is as close to  $\frac{4}{11}$  as possible.

$$\frac{\boxed{\phantom{00}}}{\boxed{\phantom{00}}} \times \frac{\boxed{\phantom{00}}}{\boxed{\phantom{00}}}$$



# TRIGONOMETRY

Using the digits 1 to 9, at most one time each, fill in the boxes to make two true number sentences.

$$\sin \frac{\boxed{\phantom{00}} \pi}{\boxed{\phantom{00}}} = \frac{\sqrt{\boxed{\phantom{00}}}}{\boxed{\phantom{00}}}$$

# 3 Steps to Increase Math DOK Levels

## Step 1: Find a One-Operation Problem

- Procedural problems with one operation are easiest to modify.
- Other problems may also be modified but may not be as easy.

Adding 2-Digit Numbers

Solve.

$$41 + 36 = \underline{\quad}$$

Multiplying Fractions

Solve.

$$\frac{3}{7} \times \frac{2}{9} = \underline{\quad}$$

Trigonometry

Solve.

$$\sin \frac{\pi}{3} = \underline{\quad}$$

## Step 2: Go from DOK 1 to DOK 2

- Strategically remove some information from the problem to prevent immediate calculation
- Increase the quantity of solutions needed to increase the need to look for patterns

Adding 2-Digit Numbers

Using the digits 1 to 9, at most one time each, fill in the boxes to make two different pairs of two-digit numbers that have a sum of 71.

$$\square\square + \square\square = 71$$

Multiplying Fractions

Using the digits 1 to 9, at most one time each, fill in the boxes to make two different pairs of fractions that have a product of  $\frac{2}{3}$ .

$$\frac{\square}{\square} \times \frac{\square}{\square} = \frac{2}{3}$$

Trigonometry

Using the digits 1 to 9, at most one time each, fill in the boxes to make two true number sentences.

$$\sin \frac{\square\pi}{\square} = 0$$

## Step 3: Go from DOK 2 to DOK 3

# GOALS

WHY DO WE NEED THEM?

WHY ARE THEY DIFFERENT?

HOW DO YOU IMPLEMENT THEM?

HOW DO YOU CREATE YOUR OWN?

WHERE DO YOU GET OTHERS?

# Open Middle

Challenging math problems worth solving

Home

Kinder ▾

Grade 1 ▾

Grade 2 ▾

Grade 3 ▾

Grade 4 ▾

Grade 5 ▾

Grade 6 ▾

Grade 7 ▾

Grade 8 ▾

High School ▾

About

Submit



## THE TOP 10 MOST POPULAR PROBLEMS OF 2016

1. Two-Step Equations with One Variable by Daniel Luevanos, and Robert Kaplinsky
2. Order of Operations with answer from Michael Fenton and his students
3. Dot Card Counting by Dan Meyer
4. Rational and Irrational Numbers by Bryan Anderson
5. One Solution, No Solutions, Infinite Solutions by Bryan Anderson
6. Multiplying a Two-Digit Number by a Single-Digit Number by Robert Kaplinsky
7. Exponents and Order of Operations by Zack Miller
8. Converting Between Fractions and Decimals by Robert Kaplinsky
9. Interpreting Percentages by Robert Kaplinsky
10. Two-Step Equations 3 by Erick Lee

Search



## OPEN MIDDLE WORKSHEET

Download the Open Middle Worksheet (Regular):  
Version 1.2

Download the Open Middle Worksheet (Large):  
Version 1.1

## SUBSCRIBE

Receive emails every time a new problem is published.

Enter your e-mail address

Subscribe

## WHAT ARE PEOPLE SAYING ABOUT OPEN MIDDLE?



**Brian Marks**

@Yummymath

Follow

Have you checked out [openmiddle.com](http://openmiddle.com) @openmiddle Should

## BROWSE BY COMMON CORE STATE STANDARDS

Kindergarten (6)

Counting & Cardinality (2)

Number & Operations in Base Ten (1)

Operations & Algebraic Thinking (3)

# Open Middle

Challenging math problems worth solving

Home Kinder ▾ Grade 1 ▾ Grade 2 ▾ Grade 3 ▾ Grade 4 ▾ Grade 5 ▾ Grade 6 ▾ Grade 7 ▾ **Grade 8 ▾** High School ▾ About Submit

Home > High School: Geometry > Expressing Geometric Properties with Equations > Equidistant Points

## EQUIDISTANT POINTS

Directions: How many points with integer coordinates are 5 units away from  $(-2, 3)$ ?

Hint

Which methods are available to determine the answer to this problem? What shape is defined by *all* of the points that are 5 units away  $(-2, 3)$ ?

Answer

12 points:  $(-5, 7)$ ,  $(-7, 3)$ ,  $(-5, -1)$ ,  $(-2, -2)$ ,  $(3, 3)$ ,  $(1, -1)$ ,  $(-2, 8)$ ,  $(1, 7)$ ,  $(2, 6)$ ,  $(-6, -6)$ ,  $(-6, 0)$ , and  $(2, 0)$

Source: [Dylan Kane](#)

 Print

SHARE

 Like 0

 Tweet

 G+ 0

 Share

 Pin it

Tags    

Search



### OPEN MIDDLE WORKSHEET

Download the Open Middle Worksheet (Regular):  
Version 1.2

Download the Open Middle Worksheet (Large):  
Version 1.1

### SUBSCRIBE

Receive emails every time a new problem is published.

Enter your e-mail address

Subscribe

### BROWSE BY COMMON CORE STATE STANDARDS

-  Kindergarten (6)
-  Counting & Cardinality (2)
-  Number & Operations in Base Ten (1)
-  Operations & Algebraic Thinking (3)



Open Middle @openmiddle · Jan 11

Open Middle @openmiddle · Jan 11

Hey @openmiddle fans, we want to hear from you. Why you use our problems



Open Middle

@openmiddle

Hey @openmiddle fans, we want to hear from you. Why do you use our problems with your students? Share your success stories or lessons learned.

RETWEETS

7

LIKES

6



2:10 PM - 11 Jan 2017



8



7



6



1



2



# GOALS

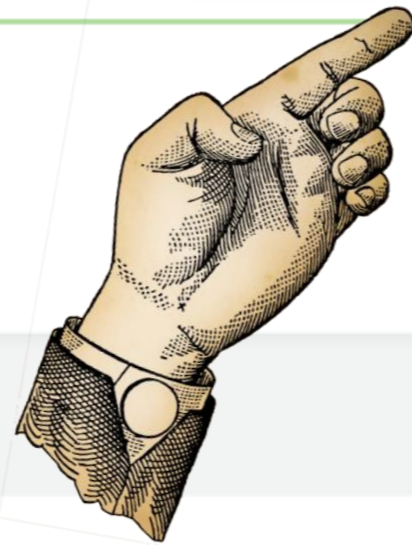
WHY DO WE NEED THEM?

WHY ARE THEY DIFFERENT?

HOW DO YOU IMPLEMENT THEM?

HOW DO YOU CREATE YOUR OWN?

WHERE DO YOU GET OTHERS?



# Home



Search

Subscribe for Updates

Enter your information below so you don't miss out on news, blog posts, and lessons! If you live in the United States, enter your zip code and I'll use it to let you know about events near you.

First Name

Last Name

Email address

Zip Code

## How I Can Help You



### Real World Problems

My workshops help teachers implement [problem-based lessons](#) by helping them experience them from both student and teacher perspective, leading to increase students' success



### Depth of Knowledge

Problems at higher depth of knowledge levels have the potential to challenge the most gifted students yet remain accessible to struggling students. I can help teachers develop best practices for

## What People Are Saying

Robert was a dynamic trainer who presented information in an unassuming, learner-centered way, allowing teacher participants to think about their own teaching and apply the new strategies accordingly. Throughout the two days, Robert modeled sound instructional strategies as he explained the why, the what, and the how of implementing this approach to math instruction. He provided research-based excerpts, short videos, and



## Lessons

- [View all](#)
- [Kinder](#)
- [1st](#)
- [2nd](#)
- [3rd](#)
- [4th](#)
- [5th](#)
- [6th](#)
- [7th](#)
- [8th](#)
- [Alg.1](#)
- [Geo](#)
- [Alg.2](#)



[How Much Money Were Those Pennies?](#)



[How Can We #SaveNelly?](#)



[How Many Chip Bags Will There Be?](#)



[How Can We Make Stronger Passwords?](#)

### Search

Type and hit enter ...



### Subscribe for Updates

Enter your information below so you don't miss out on news, blog posts, and lessons! If you live in the United States, enter your zip code and I'll use it to let you know about events near you.

First Name

Last Name

Email address

Zip Code

# CHALLENGING PROBLEMS

# WORTH SOLVING

**ROBERT KAPLINSKY**

[robertkaplinsky.com/gsdmc16](http://robertkaplinsky.com/gsdmc16)

@robertkaplinsky

